

***Pesticides in
The Town of Newmarket
Report:***

Prepared for



By



October 2007

Table of Contents

Methodology & Logistics	3
Results by Question	11
Crosstabulations.....	20

M e t h o d o l o g y & L o g i s t i c s

Study Sample

- A total of 250 randomly selected residents of Newmarket, Ontario 18 years of age and older were interviewed.

Survey Method

- The survey was conducted using computer-assisted techniques of telephone interviewing (CATI) and random number selection. A total of 20% of all interviews were monitored and the management of Oraclepoll Research Limited supervised 100%.

Logistics

- The surveys were conducted between the days of September 24th and 25th 2007. Initial calls were made between the hours of 6:00 p.m. and 9:00 p.m. Subsequent callbacks of no-answers and busy numbers were made on a (staggered) daily rotating basis up to 7 times (from 10:00 a.m. to 9:00 p.m.) until contact was made. In addition, telephone interview appointments were attempted with those respondents unable to complete the survey at the time of contact. If no contact was made at a number after the seventh attempt, the number was discarded.

Confidence

- The margin of error for each 250-person survey is $\pm 6.2\%$, 19/20 times.

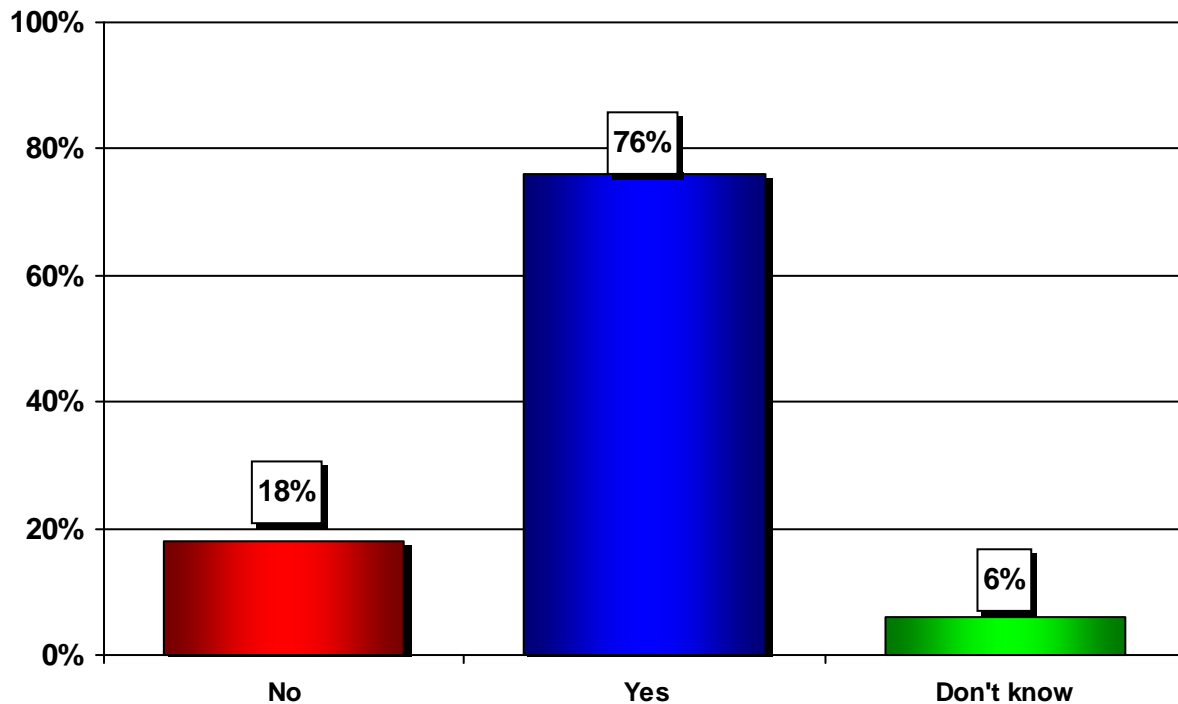
Executive Summary

BYLAW AWARENESS & SUPPORT

All respondents were first read a preamble outlining the pesticide bylaw prohibiting the use of cosmetic pesticides on private and public property and were then asked if they were aware of it. Eight in ten residents (80%) claimed that they were aware of it compared to 20% that were unaware.

Respondents were then asked the following

“Do you support the implementation of this bylaw”



Slightly more than three-quarters of residents support the by-law, while only 18% oppose it and 6% were unsure or did not know. Opposition was higher among males (33%) and 45-54 year olds (33%).

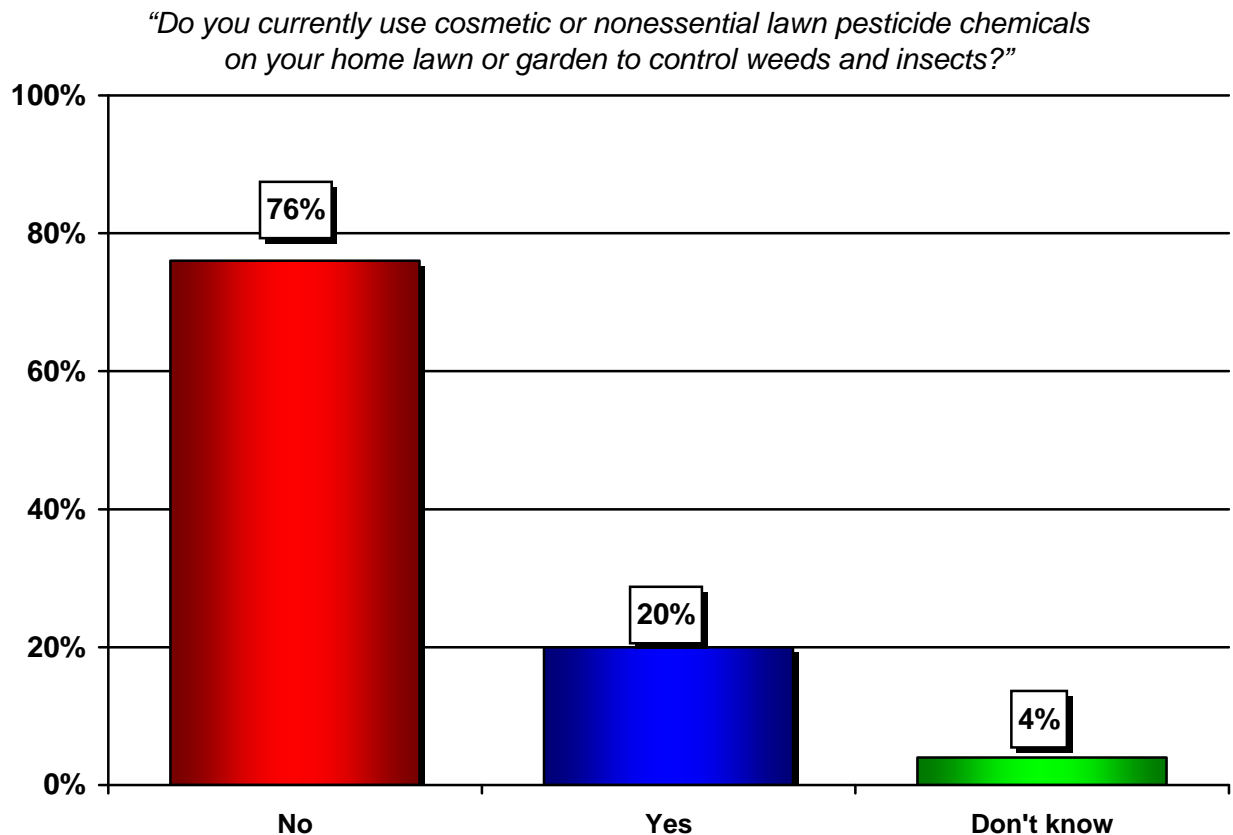
Reasons for supporting the bylaw included being good for the environment (30%), health concerns over pesticides (14%), that they are harmful to children (12%), harmful to animals (7%), harmful in general (7%) and pose risks to ground water (7%).

On the other hand, those opposed to the by-law felt that there would be too many weeds otherwise (17%), that they are needed to control weeds (15%), there are no alternatives (13%), they are not harmful (9%) and that Council should deal with more important issues (9%).

LAWN / GARDEN MAINTENANCE

A total of 76% of residents surveyed have both a lawn and garden, 16% only a lawn, 2% a garden, while 6% have neither a lawn nor garden. Among those with a lawn or garden, 80% self maintain their property, 14% use a landscaping company and 6% both self maintain and use a yard service firm.

Residents with lawns, gardens or both lawns and gardens that self maintain their own lawn were asked the following.



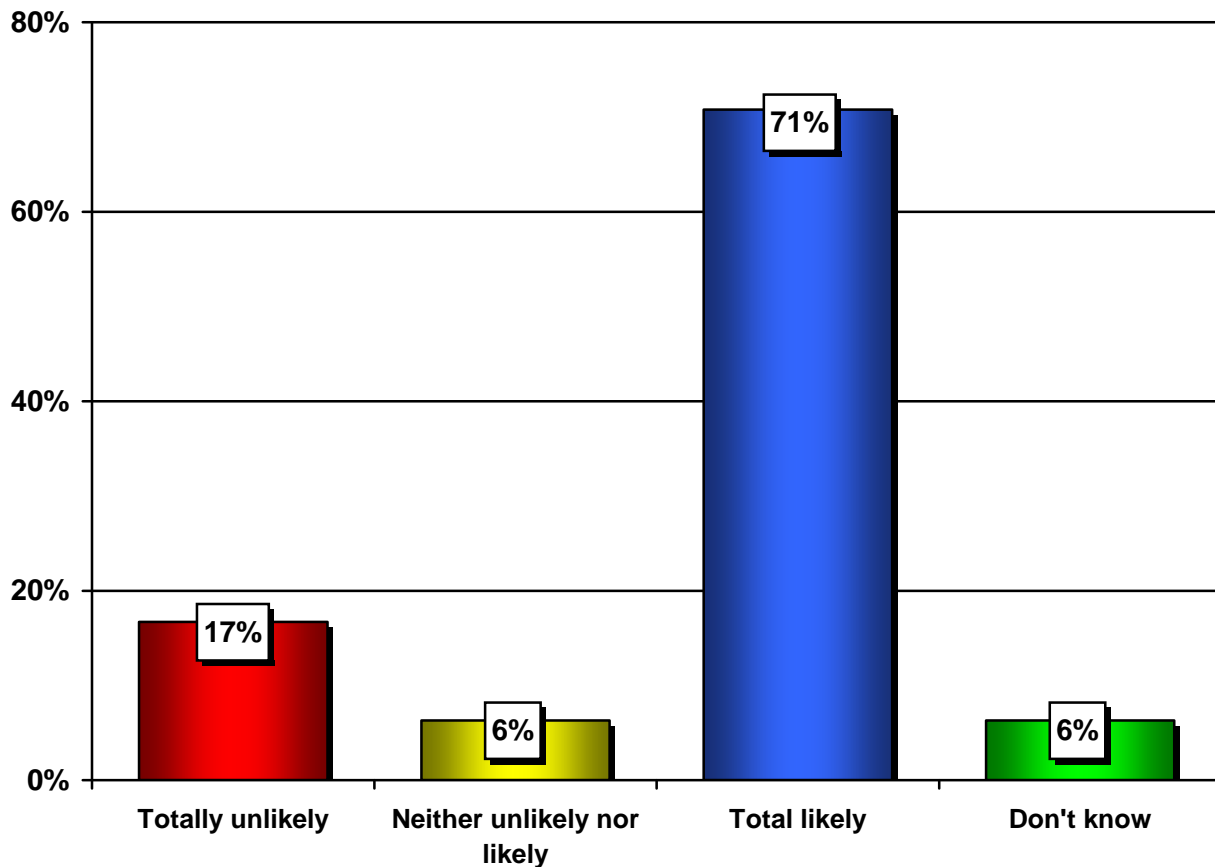
Only 20% of those with lawns, gardens or both currently use cosmetic or nonessential pesticides. Pesticide users have them applied to control weeds (88%), to maintain lawn health (63%), to maintain an attractive lawn (63%), to control insects (50%) and to remove pests from hard surfaces (45%).

A total of 37% of those that self maintain their lawn have at one time used environmentally safe alternatives.

Respondents that self maintain and currently use cosmetic pesticides were asked the following.

“If you were provided with information on methods to have a lawn and garden that are free of cosmetic pesticides and also free of weeds, what would be the likelihood that you would stop using them?”

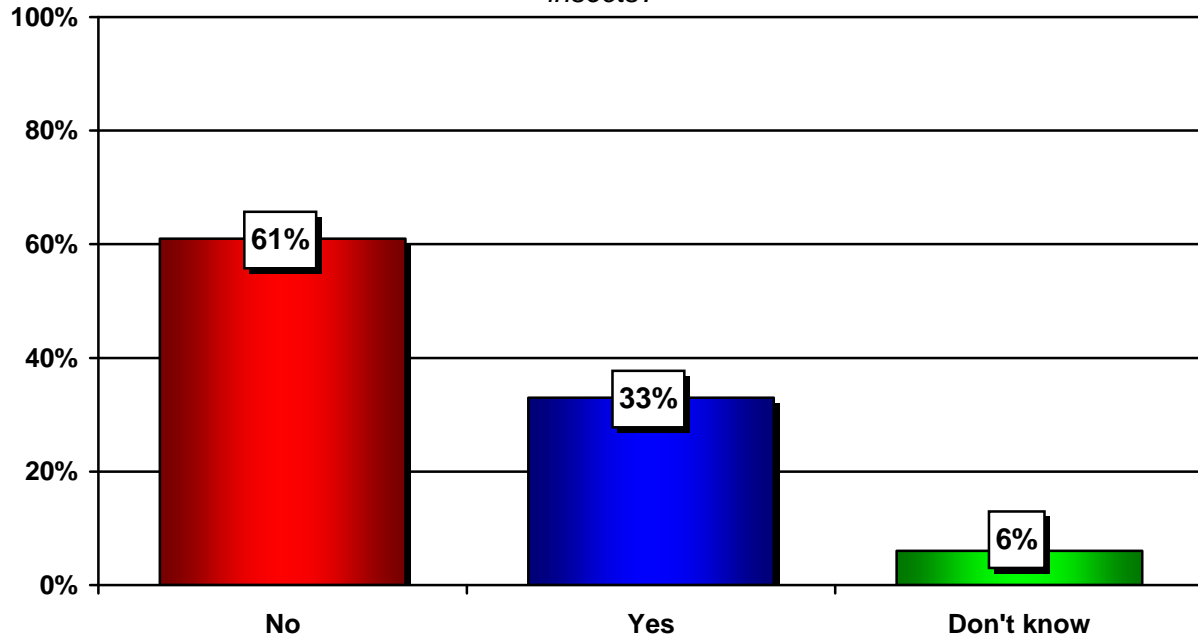
Please respond using the scale where one is not at all likely and five is very likely.”



A total of 71% of those using pesticides stated that they would stop using them if provided with alternatives.

Residents that use a landscaping or lawn maintenance service were asked the following.

“Does your lawn care company use cosmetic or nonessential lawn pesticide chemicals on your home lawn or garden to control weeds and insects?”



One-third of those who use lawn maintenance or landscaping services stated that their company uses cosmetic pesticides. These pesticide users have them applied to control weeds (82%), to maintain lawn health (82%), control insects (73%) and to maintain an attractive lawn (46%). Only 18% of these residents said that their lawn service provider has presented them with alternatives to these chemicals.

LAWN MAINTENANCE

Residents with lawns and or gardens were questioned about their primary source for information about lawn care issues. A total of 21% stated that they get this information from a website, 13% said from their lawn care company, 12% from friends, 7% books or magazines, 6% television and 6% a store. 9% do not obtain any information, 4% just do what they always have or what their parents did and 3% did not know.

Respondents that use pesticides were then asked about what would encourage them to eliminate the use of these chemicals. A fact sheet (25%) was most named, followed by brochures (14%), newspaper articles (13%), having alternatives available (8%), a testimonial from someone who has already done so (7%) and information from a lawn care company (7%). A total of 12% did not know or were unsure.

HEALTH THREAT STATEMENTS

All respondents were asked to agree or disagree with the following statements.

BUY-IN STATEMENTS	TOTAL DISAGREE	NEUTRAL	TOTAL AGREE	DON'T KNOW
<i>Cosmetic or nonessential lawn pesticides used in my community pose a threat to the environment including wildlife, air quality and ground water</i>	11%	8%	80%	1%
<i>Cosmetic or nonessential lawn pesticides used in my community pose a health threat to children</i>	14%	7%	78%	1%
<i>Cosmetic or nonessential lawn pesticides used in my community pose a health threat to pets such as cats and dogs</i>	14%	13%	72%	1%

A majority of Newmarket residents agreed with each of the three statements and especially with respect to the environmental risks posed by pesticides and the health threat they pose to children.

Results by Question

In 2006, the Town of Newmarket passed a pesticide bylaw prohibiting the use of cosmetic pesticides on private and public property. This bylaw will take effect in September 2008.

Q1a. Were you aware of this bylaw?

	Frequency	Valid Percent
Valid Yes	199	79.6
No	51	20.4
Total	250	100.0

Q1b. Do you support the implementation of this bylaw?

	Frequency	Valid Percent
Valid Yes	190	76.0
No	46	18.4
Don't know	14	5.6
Total	250	100.0

IF YES ASK Q1C / IF NO ASK Q1D / DON'T KNOW SKIP TO Q2

Q1c. Why do you support the implementation of this by-law

	Frequency	Valid Percent
Valid Better for the environment	56	29.5
Health reasons / concerns	26	13.7
They are harmful to children	22	11.6
They are harmful to pets / animals	14	7.4
Ground water / water safety	14	7.4
Harmful (in general)	13	6.8
Do not believe in / like them	12	6.3
Not necessary / needed	11	5.8
For the future / need to move away from	9	4.7
Alternatives are available	5	2.6
Stopped using them	4	2.1
Don't know	4	2.1
Total	190	100.0

Q1d. Why do you not support the implementation of this by-law

		Frequency	Valid Percent
Valid	Will be too many weeds otherwise	8	17.4
	To control weeds / pests	7	15.2
	There are no alternatives	6	13.0
	They are not harmful / dangerous	4	8.7
	Should deal with more important issues	4	8.7
	Not harmful if used properly	3	6.5
	Cannot be weed /pest free without them (tried)	3	6.5
	Property rights issue	3	6.5
	Limited use is alright	2	4.3
	Have asthma / allergic to weeds	2	4.3
	Need on commercial property	2	4.3
	There will be loopholes	2	4.3
	Total	46	100.0

Q2. Do you have a lawn, garden or both a lawn and garden on your property?

		Frequency	Valid Percent
Valid	Both lawn and garden	190	76.0
	Lawn	40	16.0
	No/none/neither	16	6.4
	Garden	4	1.6
	Total	250	100.0

IF NONE DO NOT ASK Q3

Q3. Does someone at your household maintain your lawn or do you use the services of a landscaping or yard maintenance service?

		Frequency	Valid Percent
Valid	Self maintained	187	79.9
	Landscaping/ yard maintenance service	33	14.1
	Both self and yard service	14	6.0
	Total	234	100.0

IF USE LANDSCAPING YARD MAINTENANCE SERVICE DO NOT ASL Q4

Q4 ASKED TO THOSE WITH LAWNS / GARDENS AND WHO SELF MAINTAIN THEIR OWN LAWNS

Q4. Do you currently use cosmetic or nonessential lawn pesticide chemicals on your home lawn or garden to control weeds and insects?

(Pesticides is the broad term that includes herbicides, insecticides, rodenticides and fungicides and many fertilizers include pesticides. Examples are weed n' feed and products and those used to kill dandelions such as Killlex.)

Q4. Do you currently use cosmetic or nonessential lawn pesticide chemicals on your home lawn or garden to control weeds and insects?

	Frequency	Valid Percent
Valid Yes	41	20.4
No	153	76.1
Don't know	7	3.5
Total	201	100.0

Q5 & Q6 ASKED ONLY TO THOSE ANSWERING YES OR DON'T KNOW IN Q4

Q5. Please tell me if you are using pesticides on your lawn or garden for each of the following reasons? (Accept multiple responses)

Q5a. Control weeds

	Frequency	Valid Percent
Valid Yes	42	87.5
No	5	10.4
Don't know	1	2.1
Total	48	100.0

Q5b. Control insects

	Frequency	Valid Percent
Valid Yes	24	50.0
No	22	45.8
Don't know	2	4.2
Total	48	100.0

Q5c. To maintain lawn health

	Frequency	Valid Percent
Valid Yes	30	62.5
No	17	35.4
Don't know	1	2.1
Total	48	100.0

Q5d. To maintain an attractive lawn

		Frequency	Valid Percent
Valid	Yes	30	62.5
	No	17	35.4
	Don't know	1	2.1
	Total	48	100.0

Q5e. To remove pests/insects from driveways, decks, sidewalks and other hard-surfaces

		Frequency	Valid Percent
Valid	Yes	22	45.8
	No	25	52.1
	Don't know	1	2.1
	Total	48	100.0

Q6. If you were provided with information on methods to have a lawn and garden that are free of cosmetic pesticides and also free of weeds, what would be the likelihood that you would stop using the chemical cosmetic pesticides?

		Frequency	Valid Percent
Valid	Not at all likely	5	10.4
	Not likely	3	6.3
	Neither likely nor unlikely	3	6.3
	Likely	4	8.3
	Very likely	30	62.5
	Don't know	3	6.3
	Total	48	100.0

Q7 ASKED TO THOSE WITH LAWNS / GARDENS AND WHO SELF MAINTAIN THEIR OWN LAWNS

Q7. Has your household ever used any environmentally safe alternatives to chemical pesticide products in order to maintain your yard and garden?

		Frequency	Valid Percent
Valid	Yes	75	37.3
	No	114	56.7
	Don't know	12	6.0
	Total	201	100.0

Q8 – Q10 ASKED ONLY TO THOSE WHO ANSWERED LANDSCAPE/LAWN MAINTENANCE SERVICE IN Q3

Q8. Does your lawn care company currently use cosmetic or nonessential lawn pesticide chemicals on your home lawn or garden to control weeds and insects?

(Pesticides is the broad term that includes herbicides, insecticides, rodenticides and fungicides and many fertilizers include pesticides. Examples are weed n’ feed and products and those used to kill dandelions such as Killlex.)

Q8. Does your lawn care company currently use cosmetic or nonessential lawn pesticide chemicals on your home lawn or garden to control weeds and insects?

		Frequency	Valid Percent
Valid	Yes	11	33.3
	No	20	60.6
	Don't know	2	6.1
	Total	33	100.0

IF YES ASK Q9 & Q10 ALL OTHERS SKIP TO Q11

Q9. Please tell me if the landscaping or lawn maintenance service is using pesticides on your lawn or garden for each of the following reasons? (Accept multiple answers)

Q9a. Control weeds

		Frequency	Valid Percent
Valid	Yes	9	81.8
	No	2	18.2
	Total	11	100.0

Q9b. Control insects

		Frequency	Valid Percent
Valid	Yes	8	72.7
	No	3	27.3
	Total	11	100.0

Q9c. Maintain lawn health

		Frequency	Valid Percent
Valid	Yes	9	81.8
	No	2	18.2
	Total	11	100.0

Q9d. Maintain an attractive lawn

		Frequency	Valid Percent
Valid	Yes	5	45.5
	No	5	45.5
	Don't know	1	9.1
	Total	11	100.0

Q9e. Remove pests from driveways, decks, sidewalks and other hard-surfaces

		Frequency	Valid Percent
Valid	No	11	100.0

Q10. Has your landscaping or lawn maintenance service presented you with alternatives to chemical pesticide products to maintain your yard?

		Frequency	Valid Percent
Valid	Yes	2	18.2
	No	9	81.8
	Total	11	100.0

Q11 ASKED TO THOSE WITH LAWNS / GARDENS

Q11. What is your primary source for information about your lawn and lawn care issues?

		Frequency	Valid Percent
Valid	Website	48	20.5
	Lawn care companies	31	13.2
	Friends/neighbours	29	12.4
	Nothing	22	9.4
	Books / magazines	17	7.3
	TV	15	6.4
	Store	13	5.6
	I do what my parents did	9	3.8
	Newspapers	9	3.8
	Ourselves / past experience	8	3.4
	Don't know	8	3.4
	Product labels	7	3.0
	Advertising by landscape industry	7	3.0
	Courses, workshops, seminars	5	2.1
	Environmental groups	3	1.3
	Trade shows	2	.9
	Radio	1	.4
	Total	234	100.0

Q12 ASKED TO THOSE THAT USE PESTICIDES

**Q12. What information would encourage you to eliminate chemical pesticide use?
MERGED RESPONSES 1-5**

		Frequency	Valid Percent
Valid	Fact sheets	49	24.7
	Brochures	28	14.1
	Newspaper articles	26	13.1
	Don't know	24	12.1
	Alternatives (effective) available	15	7.6
	Talk to someone who has done it successfully	14	7.1
	Lawn care companies who use pesticide free techniques	13	6.6
	Show / prove negative health effects	7	3.5
	Gardening workshops in your community	6	3.0
	Website	3	1.5
	Advertisements (TV, radio etc)	3	1.5
	Cost effective alternatives	3	1.5
	Display at an event	2	1.0
	Telephone help line	2	1.0
	By-law	2	1.0
	A home visit 'gardening consultation'	1	.5
	Total	198	100.0

I am now going to read some short statements related to cosmetic pesticide chemical use to control weeds and insects. After each one is read, I would like you to agree or disagree with each one using a scale from one strongly disagree to five strongly agree.
(Pesticides is the broad term that includes herbicides, insecticides, rodenticides and fungicides and many fertilizers include pesticides. Examples are weed n' feed and products and those used to kill dandelions such as Killex.)

Q13. Cosmetic or nonessential lawn pesticides used in my community pose a health threat to pets such as cats and dogs

		Frequency	Valid Percent
Valid	Strongly disagree	21	8.4
	Disagree	14	5.6
	Neither agree nor disagree	32	12.8
	Agree	51	20.4
	Strongly agree	130	52.0
	Don't know	2	.8
	Total	250	100.0

Q14. Cosmetic or nonessential lawn pesticides used in my community pose a health threat to children

		Frequency	Valid Percent
Valid	Strongly disagree	21	8.4
	Disagree	14	5.6
	Neither agree nor disagree	18	7.2
	Agree	51	20.4
	Strongly agree	143	57.2
	Don't know	3	1.2
	Total	250	100.0

Q15. Cosmetic or nonessential lawn pesticides used in my community pose a threat to the environment including wildlife, air quality, run-off into rivers and ground water

		Frequency	Valid Percent
Valid	Strongly disagree	14	5.6
	Disagree	14	5.6
	Neither agree nor disagree	19	7.6
	Agree	40	16.0
	Strongly agree	161	64.4
	Don't know	2	.8
	Total	250	100.0

C r o s s t a b u l a t i o n s

		Q1a. Were you aware of this bylaw?	
		Yes	No
D1. Which of the following age groups may I place you in?	18-24	33.3%	66.7%
	25-34	71.4%	28.6%
	35-44	85.9%	14.1%
	45-54	77.3%	22.7%
	55-64	83.0%	17.0%
	65 and over	75.0%	25.0%

		Q1a. Were you aware of this bylaw?	
		Yes	No
D2. What type of dwelling do you live in?	A detached, single family home	82.2%	17.8%
	A townhouse or row house	91.7%	8.3%
	A semi-detached home	73.9%	26.1%
	In an apartment building	50.0%	50.0%
	An apartment within a house	100.0%	
	Condo	40.0%	60.0%

		Q1a. Were you aware of this bylaw?	
		Yes	No
D3. Gender	Male	82.2%	17.8%
	Female	77.6%	22.4%

		Q1b. Do you support the implementation of this bylaw?		
		Yes	No	Don't know
D1. Which of the following age groups may I place you in?	18-24	100.0%		
	25-34	85.7%	9.5%	4.8%
	35-44	80.3%	14.1%	5.6%
	45-54	61.3%	33.3%	5.3%
	55-64	83.0%	10.6%	6.4%
	65 and over	81.3%	12.5%	6.3%

		Q1b. Do you support the implementation of this bylaw?		
		Yes	No	Don't know
D2. What type of dwelling do you live in?	A detached, single family home	75.4%	18.8%	5.8%
	A townhouse or row house	91.7%	8.3%	
	A semi-detached home	73.9%	21.7%	4.3%
	In an apartment building	78.6%	7.1%	14.3%
	An apartment within a house	50.0%	50.0%	
	Condo	80.0%	20.0%	

		Q1b. Do you support the implementation of this bylaw?		
		Yes	No	Don't know
D3. Gender	Male	60.7%	32.7%	6.5%
	Female	87.4%	7.7%	4.9%

		Q2. Do you have a lawn, garden or both a lawn and garden on your property?			
		Lawn	Garden	Both lawn and garden	No/none/ neither
D1. Which of the following age groups may I place you in?	18-24			66.7%	33.3%
	25-34	14.3%		81.0%	4.8%
	35-44	19.7%		78.9%	1.4%
	45-54	12.0%	1.3%	80.0%	6.7%
	55-64	14.9%		74.5%	10.6%
	65 and over	21.9%	9.4%	59.4%	9.4%

		Q2. Do you have a lawn, garden or both a lawn and garden on your property?			
		Lawn	Garden	Both lawn and garden	No/none/ neither
D2. What type of dwelling do you live in?	A detached, single family home	13.6%		84.8%	1.6%
	A townhouse or row house	25.0%		75.0%	
	A semi-detached home	26.1%		73.9%	
	In an apartment building	14.3%	14.3%		71.4%
	An apartment within a house	75.0%	25.0%		
	Condo		20.0%	20.0%	60.0%

		Q2. Do you have a lawn, garden or both a lawn and garden on your property?			
		Lawn	Garden	Both lawn and garden	No/none/ neither
D3. Gender	Male	16.8%		75.7%	7.5%
	Female	15.4%	2.8%	76.2%	5.6%

		Q3. Does someone at your household maintain your lawn or do you use the services of a landscaping or yard maintenance service?		
		Self maintained	Landscaping/ yard maintenance service	Both self and yard service
D1. Which of the following age groups may I place you in?	18-24	100.0%		
	25-34	100.0%		
	35-44	85.7%	11.4%	2.9%
	45-54	78.6%	12.9%	8.6%
	55-64	71.4%	23.8%	4.8%
	65 and over	69.0%	20.7%	10.3%

		Q3. Does someone at your household maintain your lawn or do you use the services of a landscaping or yard maintenance service?		
		Self maintained	Landscaping/ yard maintenance service	Both self and yard service
D2. What type of dwelling do you live in?	A detached, single family home	80.3%	13.3%	6.4%
	A townhouse or row house	66.7%	33.3%	
	A semi-detached home	91.3%	8.7%	
	In an apartment building	100.0%		
	An apartment within a house	50.0%	25.0%	25.0%
	Condo	50.0%	50.0%	

		Q3. Does someone at your household maintain your lawn or do you use the services of a landscaping or yard maintenance service?		
		Self maintained	Landscaping/ yard maintenance service	Both self and yard service
D3. Gender	Male	83.8%	13.1%	3.0%
	Female	77.0%	14.8%	8.1%

		Q4. Do you currently use cosmetic or nonessential lawn pesticide chemicals on your home lawn or garden to control weeds and insects?		
		Yes	No	Don't know
D1. Which of the following age groups may I place you in?	18-24		100.0%	
	25-34	15.0%	80.0%	5.0%
	35-44	24.2%	72.6%	3.2%
	45-54	19.7%	78.7%	1.6%
	55-64	28.1%	68.8%	3.1%
	65 and over	8.7%	82.6%	8.7%

		Q4. Do you currently use cosmetic or nonessential lawn pesticide chemicals on your home lawn or garden to control weeds and insects?		
		Yes	No	Don't know
D2. What type of dwelling do you live in?	A detached, single family home	21.5%	74.2%	4.3%
	A townhouse or row house	12.5%	87.5%	
	A semi-detached home	14.3%	85.7%	
	In an apartment building	50.0%	50.0%	
	An apartment within a house		100.0%	
	Condo		100.0%	

		Q4. Do you currently use cosmetic or nonessential lawn pesticide chemicals on your home lawn or garden to control weeds and insects?		
		Yes	No	Don't know
D3. Gender	Male	33.7%	62.8%	3.5%
	Female	10.4%	86.1%	3.5%

		Q5a. Control weeds		
		Yes	No	Don't know
D1. Which of the following age groups may I place you in?	25-34	100.0%		
	35-44	82.4%	17.6%	
	45-54	92.3%	7.7%	
	55-64	90.0%	10.0%	
	65 and over	75.0%		25.0%

		Q5a. Control weeds		
		Yes	No	Don't know
D2. What type of dwelling do you live in?	A detached, single family home	85.7%	11.9%	2.4%
	A townhouse or row house	100.0%		
	A semi-detached home	100.0%		
	In an apartment building	100.0%		

		Q5a. Control weeds		
		Yes	No	Don't know
D3. Gender	Male	90.6%	9.4%	
	Female	81.3%	12.5%	6.3%

		Q5b. Control insects		
		Yes	No	Don't know
D1. Which of the following age groups may I place you in?	25-34	75.0%	25.0%	
	35-44	58.8%	41.2%	
	45-54	53.8%	46.2%	
	55-64	40.0%	50.0%	10.0%
	65 and over		75.0%	25.0%

		Q5b. Control insects		
		Yes	No	Don't know
D2. What type of dwelling do you live in?	A detached, single family home	52.4%	42.9%	4.8%
	A townhouse or row house		100.0%	
	A semi-detached home		100.0%	
	In an apartment building	100.0%		

		Q5b. Control insects		
		Yes	No	Don't know
D3. Gender	Male	43.8%	56.3%	
	Female	62.5%	25.0%	12.5%

		Q5c. To maintain lawn health		
		Yes	No	Don't know
D1. Which of the following age groups may I place you in?	25-34	75.0%	25.0%	
	35-44	76.5%	23.5%	
	45-54	38.5%	61.5%	
	55-64	60.0%	40.0%	
	65 and over	75.0%		25.0%

		Q5c. To maintain lawn health		
		Yes	No	Don't know
D2. What type of dwelling do you live in?	A detached, single family home	59.5%	38.1%	2.4%
	A townhouse or row house		100.0%	
	A semi-detached home	100.0%		
	In an apartment building	100.0%		

		Q5c. To maintain lawn health		
		Yes	No	Don't know
D3. Gender	Male	62.5%	37.5%	
	Female	62.5%	31.3%	6.3%

		Q5d. To maintain an attractive lawn		
		Yes	No	Don't know
D1. Which of the following age groups may I place you in?	25-34	75.0%	25.0%	
	35-44	70.6%	29.4%	
	45-54	53.8%	46.2%	
	55-64	50.0%	50.0%	
	65 and over	75.0%		25.0%

		Q5d. To maintain an attractive lawn		
		Yes	No	Don't know
D2. What type of dwelling do you live in?	A detached, single family home	59.5%	38.1%	2.4%
	A townhouse or row house		100.0%	
	A semi-detached home	100.0%		
	In an apartment building	100.0%		

		Q5d. To maintain an attractive lawn		
		Yes	No	Don't know
D3. Gender	Male	75.0%	25.0%	
	Female	37.5%	56.3%	6.3%

		Q5e. To remove pests/insects from driveways, decks, sidewalks and other hard-surfaces		
		Yes	No	Don't know
D1. Which of the following age groups may I place you in?	25-34	50.0%	50.0%	
	35-44	41.2%	58.8%	
	45-54	69.2%	30.8%	
	55-64	30.0%	70.0%	
	65 and over	25.0%	50.0%	25.0%

		Q5e. To remove pests/insects from driveways, decks, sidewalks and other hard-surfaces		
		Yes	No	Don't know
D2. What type of dwelling do you live in?	A detached, single family home	40.5%	57.1%	2.4%
	A townhouse or row house		100.0%	
	A semi-detached home	100.0%		
	In an apartment building	100.0%		

		Q5e. To remove pests/insects from driveways, decks, sidewalks and other hard-surfaces		
		Yes	No	Don't know
D3. Gender	Male	50.0%	50.0%	
	Female	37.5%	56.3%	6.3%

		Q5f. Are there any other reasons?	
		No	
D1. Which of the following age groups may I place you in?	25-34		100.0%
	35-44		100.0%
	45-54		100.0%
	55-64		100.0%
	65 and over		100.0%

		Q5f. Are there any other reasons?	
		No	
D2. What type of dwelling do you live in?	A detached, single family home		100.0%
	A townhouse or row house		100.0%
	A semi-detached home		100.0%
	In an apartment building		100.0%

		Q5f. Are there any other reasons?	
		No	
D3. Gender	Male		100.0%
	Female		100.0%

		Q6. If you were provided with information on methods to have a lawn and garden that are free of cosmetic pesticides and also free of weeds, what would be the likelihood that you would stop using the chemical cosmetic pesticides?					
		Not at all likely	Not likely	Neither likely nor unlikely	Likely	Very likely	Don't know
D1. Which of the following age groups may I place you in?	25-34		25.0%		25.0%	50.0%	
	35-44	11.8%				88.2%	
	45-54	23.1%	15.4%	15.4%	7.7%	38.5%	
	55-64				10.0%	70.0%	20.0%
	65 and over			25.0%	25.0%	25.0%	25.0%

		Q6. If you were provided with information on methods to have a lawn and garden that are free of cosmetic pesticides and also free of weeds, what would be the likelihood that you would stop using the chemical cosmetic pesticides?					
		Not at all likely	Not likely	Neither likely nor unlikely	Likely	Very likely	Don't know
D2. What type of dwelling do you live in?	A detached, single family home	7.1%	7.1%	2.4%	9.5%	66.7%	7.1%
	A townhouse or row house					100.0%	
	A semi-detached home			66.7%		33.3%	
	In an apartment building	100.0%					

		Q6. If you were provided with information on methods to have a lawn and garden that are free of cosmetic pesticides and also free of weeds, what would be the likelihood that you would stop using the chemical cosmetic pesticides?					
		Not at all likely	Not likely	Neither likely nor unlikely	Likely	Very likely	Don't know
D3. Gender	Male	9.4%	9.4%	9.4%	3.1%	59.4%	9.4%
	Female	12.5%			18.8%	68.8%	

		Q7. Has your household ever used any environmentally safe alternatives to chemical pesticide products in order to maintain your yard and garden?		
		Yes	No	Don't know
D1. Which of the following age groups may I place you in?	18-24		100.0%	
	25-34	35.0%	65.0%	
	35-44	35.5%	56.5%	8.1%
	45-54	41.0%	55.7%	3.3%
	55-64	43.8%	46.9%	9.4%
	65 and over	30.4%	60.9%	8.7%

		Q7. Has your household ever used any environmentally safe alternatives to chemical pesticide products in order to maintain your yard and garden?		
		Yes	No	Don't know
D2. What type of dwelling do you live in?	A detached, single family home	38.7%	54.6%	6.7%
	A townhouse or row house	25.0%	75.0%	
	A semi-detached home	42.9%	52.4%	4.8%
	In an apartment building	25.0%	75.0%	
	An apartment within a house		100.0%	
	Condo		100.0%	

		Q7. Has your household ever used any environmentally safe alternatives to chemical pesticide products in order to maintain your yard and garden?		
		Yes	No	Don't know
D3. Gender	Male	32.6%	60.5%	7.0%
	Female	40.9%	53.9%	5.2%

		Q8. Does your lawn care company currently use cosmetic or nonessential lawn pesticide chemicals on your home lawn or garden to control weeds and insects?		
		Yes	No	Don't know
D1. Which of the following age groups may I place you in?	35-44	37.5%	62.5%	
	45-54	22.2%	66.7%	11.1%
	55-64	20.0%	70.0%	10.0%
	65 and over	66.7%	33.3%	

		Q8. Does your lawn care company currently use cosmetic or nonessential lawn pesticide chemicals on your home lawn or garden to control weeds and insects?		
		Yes	No	Don't know
D2. What type of dwelling do you live in?	A detached, single family home	36.0%	60.0%	4.0%
	A townhouse or row house		100.0%	
	A semi-detached home	50.0%		50.0%
	An apartment within a house		100.0%	
	Condo	100.0%		

		Q8. Does your lawn care company currently use cosmetic or nonessential lawn pesticide chemicals on your home lawn or garden to control weeds and insects?		
		Yes	No	Don't know
D3. Gender	Male	23.1%	69.2%	7.7%
	Female	40.0%	55.0%	5.0%

		Q9a. Control weeds	
		Yes	No
D1. Which of the following age groups may I place you in?	35-44	100.0%	
	45-54	100.0%	
	55-64	100.0%	
	65 and over	50.0%	50.0%

		Q9a. Control weeds	
		Yes	No
D2. What type of dwelling do you live in?	A detached, single family home	77.8%	22.2%
	A semi-detached home	100.0%	
	Condo	100.0%	

		Q9a. Control weeds	
		Yes	No
D3. Gender	Male	66.7%	33.3%
	Female	87.5%	12.5%

		Q9b. Control insects	
		Yes	No
D1. Which of the following age groups may I place you in?	35-44	66.7%	33.3%
	45-54	50.0%	50.0%
	55-64	50.0%	50.0%
	65 and over	100.0%	

		Q9b. Control insects	
		Yes	No
D2. What type of dwelling do you live in?	A detached, single family home	88.9%	11.1%
	A semi-detached home		100.0%
	Condo		100.0%

		Q9b. Control insects	
		Yes	No
D3. Gender	Male	100.0%	
	Female	62.5%	37.5%

		Q9c. Maintain lawn health	
		Yes	No
D1. Which of the following age groups may I place you in?	35-44	33.3%	66.7%
	45-54	100.0%	
	55-64	100.0%	
	65 and over	100.0%	

		Q9c. Maintain lawn health	
		Yes	No
D2. What type of dwelling do you live in?	A detached, single family home	77.8%	22.2%
	A semi-detached home	100.0%	
	Condo	100.0%	

		Q9c. Maintain lawn health	
		Yes	No
D3. Gender	Male	100.0%	
	Female	75.0%	25.0%

		Q9d. Maintain an attractive lawn		
		Yes	No	Don't know
D1. Which of the following age groups may I place you in?	35-44	33.3%	66.7%	
	45-54	100.0%		
	55-64		50.0%	50.0%
	65 and over	50.0%	50.0%	

		Q9d. Maintain an attractive lawn		
		Yes	No	Don't know
D2. What type of dwelling do you live in?	A detached, single family home	44.4%	44.4%	11.1%
	A semi-detached home		100.0%	
	Condo	100.0%		

		Q9d. Maintain an attractive lawn		
		Yes	No	Don't know
D3. Gender	Male	66.7%	33.3%	
	Female	37.5%	50.0%	12.5%

		Q9e. Remove pests from driveways, decks, sidewalks and other hard-surfaces
		No
D1. Which of the following age groups may I place you in?	35-44	100.0%
	45-54	100.0%
	55-64	100.0%
	65 and over	100.0%

		Q9e. Remove pests from driveways, decks, sidewalks and other hard-surfaces
		No
D2. What type of dwelling do you live in?	A detached, single family home	100.0%
	A semi-detached home	100.0%
	Condo	100.0%

		Q9e. Remove pests from driveways, decks, sidewalks and other hard-surfaces
		No
D3. Gender	Male	100.0%
	Female	100.0%

		Q9f. Are there any other reasons?	
		No	Don't know
D1. Which of the following age groups may I place you in?	35-44	100.0%	
	45-54	100.0%	
	55-64	100.0%	
	65 and over	75.0%	25.0%

		Q9f. Are there any other reasons?	
		No	Don't know
D2. What type of dwelling do you live in?	A detached, single family home	88.9%	11.1%
	A semi-detached home	100.0%	
	Condo	100.0%	

		Q9f. Are there any other reasons?	
		No	Don't know
D3. Gender	Male	66.7%	33.3%
	Female	100.0%	

		Q10. Has your landscaping or lawn maintenance service presented you with alternatives to chemical pesticide products to maintain your yard?	
		Yes	No
D1. Which of the following age groups may I place you in?	35-44		100.0%
	45-54		100.0%
	55-64	50.0%	50.0%
	65 and over	25.0%	75.0%

		Q10. Has your landscaping or lawn maintenance service presented you with alternatives to chemical pesticide products to maintain your yard?	
		Yes	No
D2. What type of dwelling do you live in?	A detached, single family home	22.2%	77.8%
	A semi-detached home		100.0%
	Condo		100.0%

		Q10. Has your landscaping or lawn maintenance service presented you with alternatives to chemical pesticide products to maintain your yard?	
		Yes	No
D3. Gender	Male		100.0%
	Female	25.0%	75.0%

		Q13. Cosmetic or nonessential lawn pesticides used in my community pose a health threat to pets such as cats and dogs					
		Strongly disagree	Disagree	Neither agree nor disagree	Agree	Strongly agree	Don't know
D1. Which of the following age groups may I place you in?	18-24				33.3%	66.7%	
	25-34		4.8%	9.5%	23.8%	61.9%	
	35-44	2.8%	4.2%	16.9%	32.4%	43.7%	
	45-54	9.3%	9.3%	13.3%	12.0%	56.0%	
	55-64	14.9%	2.1%	14.9%	21.3%	46.8%	
	65 and over	15.6%	3.1%	3.1%	9.4%	62.5%	6.3%

		Q13. Cosmetic or nonessential lawn pesticides used in my community pose a health threat to pets such as cats and dogs					
		Strongly disagree	Disagree	Neither agree nor disagree	Agree	Strongly agree	Don't know
D2. What type of dwelling do you live in?	A detached, single family home	7.3%	6.8%	13.1%	20.9%	50.8%	1.0%
	A townhouse or row house	25.0%		16.7%	16.7%	41.7%	
	A semi-detached home	17.4%		8.7%	17.4%	56.5%	
	In an apartment building			14.3%	28.6%	57.1%	
	An apartment within a house					100.0%	
	Condo			20.0%	20.0%	60.0%	

		Q13. Cosmetic or nonessential lawn pesticides used in my community pose a health threat to pets such as cats and dogs					
		Strongly disagree	Disagree	Neither agree nor disagree	Agree	Strongly agree	Don't know
D3. Gender	Male	16.8%	10.3%	16.8%	15.9%	40.2%	
	Female	2.1%	2.1%	9.8%	23.8%	60.8%	1.4%

		Q14. Cosmetic or nonessential lawn pesticides used in my community pose a health threat to children					
		Strongly disagree	Disagree	Neither agree nor disagree	Agree	Strongly agree	Don't know
D1. Which of the following age groups may I place you in?	18-24				33.3%	66.7%	
	25-34				23.8%	76.2%	
	35-44	8.5%	1.4%	8.5%	28.2%	50.7%	2.8%
	45-54	10.7%	13.3%	5.3%	17.3%	53.3%	
	55-64	10.6%	2.1%	12.8%	21.3%	53.2%	
	65 and over	6.3%	6.3%	6.3%	3.1%	75.0%	3.1%

		Q14. Cosmetic or nonessential lawn pesticides used in my community pose a health threat to children					
		Strongly disagree	Disagree	Neither agree nor disagree	Agree	Strongly agree	Don't know
D2. What type of dwelling do you live in?	A detached, single family home	7.3%	6.3%	7.9%	20.4%	56.5%	1.6%
	A townhouse or row house	25.0%			41.7%	33.3%	
	A semi-detached home	8.7%	8.7%		13.0%	69.6%	
	In an apartment building	14.3%		14.3%	7.1%	64.3%	
	An apartment within a house					100.0%	
	Condo			20.0%	40.0%	40.0%	

		Q14. Cosmetic or nonessential lawn pesticides used in my community pose a health threat to children					
		Strongly disagree	Disagree	Neither agree nor disagree	Agree	Strongly agree	Don't know
D3. Gender	Male	17.8%	10.3%	5.6%	20.6%	43.9%	1.9%
	Female	1.4%	2.1%	8.4%	20.3%	67.1%	.7%

		Q15. Cosmetic or nonessential lawn pesticides used in my community pose a threat to the environment including wildlife, air quality, run-off into rivers and ground water					
		Strongly disagree	Disagree	Neither agree nor disagree	Agree	Strongly agree	Don't know
D1. Which of the following age groups may I place you in?	18-24					100.0%	
	25-34				28.6%	71.4%	
	35-44	4.2%	7.0%	5.6%	16.9%	66.2%	
	45-54	5.3%	5.3%	14.7%	12.0%	62.7%	
	55-64	10.6%	6.4%	6.4%	14.9%	59.6%	2.1%
	65 and over	6.3%	6.3%	3.1%	18.8%	65.6%	

		Q15. Cosmetic or nonessential lawn pesticides used in my community pose a threat to the environment including wildlife, air quality, run-off into rivers and ground water					
		Strongly disagree	Disagree	Neither agree nor disagree	Agree	Strongly agree	Don't know
D2. What type of dwelling do you live in?	A detached, single family home	5.8%	6.3%	9.4%	14.1%	63.9%	.5%
	A townhouse or row house	25.0%			8.3%	66.7%	
	A semi-detached home			4.3%	30.4%	65.2%	
	In an apartment building		14.3%		14.3%	71.4%	
	An apartment within a house					100.0%	
	Condo				60.0%	40.0%	

		Q15. Cosmetic or nonessential lawn pesticides used in my community pose a threat to the environment including wildlife, air quality, run-off into rivers and ground water					
		Strongly disagree	Disagree	Neither agree nor disagree	Agree	Strongly agree	Don't know
D3. Gender	Male	10.3%	10.3%	9.3%	15.9%	53.3%	.9%
	Female	2.1%	2.1%	6.3%	16.1%	72.7%	.7%